

Appendix 2

SPORTS SYNDICATE GRANTS, 2001–02

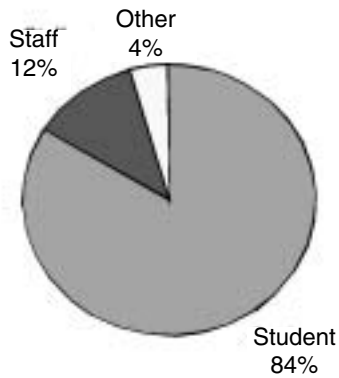
CU Club	Recurrent assistance	Non-recurrent	BUSA Travel
Association Football	£1,100.00		
Association Football – Women's	£1,000.00		
Athletics	£2,800.00	£1,500.00	
Badminton	£2,000.00		£152.00
Basketball	£1,400.00	£500.00	
Basketball – Women's	£750.00	£500.00	£348.86
Boat Club – Women's	–	–	
Bowmen	£650.00		
Canoe	£850.00	£700.00	
Cricket combined	£1,200.00		
Cruising	£1,600.00	£3,000.00	
Cycling	£250.00	£380.00	
Eton Fives	£670.00		
Fencing	£870.00	£1,930.00	£340.00
Golf	£1,400.00		
Gliding	£450.00*		
Gymnastics	£400.00*		
Hare and Hounds	£960.00		£295.00
Hockey – Men and Women	£1,650.00		
Ice Hockey	£950.00		
Ice Hockey – Women's	£850.00		
Judo	£650.00	£750.00	
Karate	£1,000.00		
Korfball	£600.00		
Lacrosse	£650.00		
Lacrosse – Women's	£950.00		£80.00
Lawn Tennis Club	£2,750.00		£65.00
Lightweight Rowing	£800.00		
Modern Pentathlon	£1,050.00	–	
Netball	£970.00	£210.00	
Orienteering	£970.00	£150.00	
Powerlifting Club	£300.00	£500.00	
Rackets	£500.00		
Real Tennis		£350.00	
Revolver and Pistol	£250.00		
Riding	£550.00		
Rifle Association	£1,000.00	£200.00	
Rugby Fives	£750.00		
Rugby Football – Women's	£950.00		£325.00
Rugby League	£800.00		
Ski and Snowboard	£250.00		
Small Bore	£330.00	£200.00	
Squash – Men's and Women's	£1,300.00		
Swimming and Waterpolo	£6,350.00		
Table Tennis	£375.00	£900.00	
Trampoline	£600.00	£900.00	
Volleyball	£2,100.00		£614.20
TOTAL TO CLUBS	£48,595.00	£12,670.00	£2,220.06
CU Varsity Games		£1,550.00	

Appendix 3

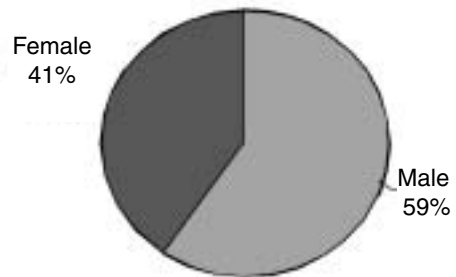
FITNESS SUITE MEMBERSHIP 1 AUGUST 2001 – 31 JULY 2002

	Members	Male	Female
Student	2250	59.5%	40.5%
Staff	328	61.9%	38.1%
Family	50	40%	60%
UCLES/CUP	28	57%	43%
Alumni (Concessions)	27	63%	37%
Alumni	5	80%	220%
TOTAL	2688	59.4%	40.6%

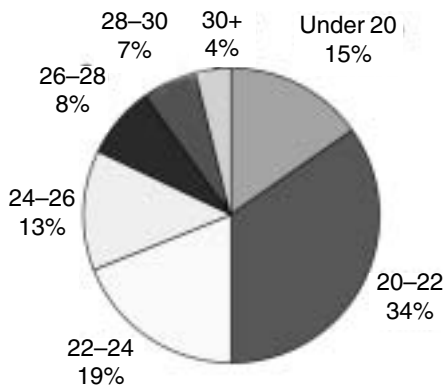
Membership 2001-02



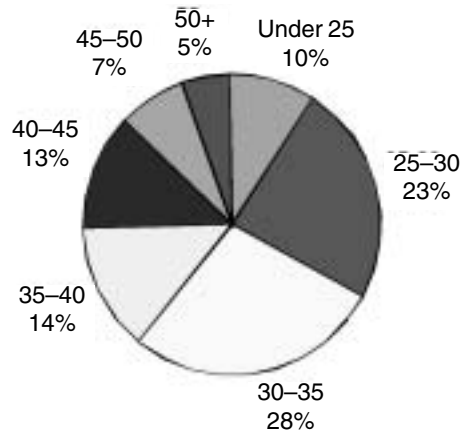
Membership (Gender) 2001-02



Student ages 2001-02



Staff Ages 2001-02



College Affiliation 2001–02

College	Percentage of Student Fitness Suite membership with College Affiliation	Percentage of total student population at a College in membership of the Fitness Suite
Christ's College	4.2%	17%
Churchill College	2.7%	7.9%
Clare College	4.1%	14%
Clare Hall	0.2%	3%
Corpus Christi College	2.7%	14%
Darwin College	3.7%	14%
Downing College	3.7%	13%
Emmanuel College	6.3%	21%
Fitzwilliam College	4.0%	14%
Girton College	2.7%	9%
Gonville and Caius College	6.7%	19%
Homerton College	6.7%	14%
Hughes Hall	4.0%	24%
Jesus College	6.7%	20%
King's College	2.9%	11%
Lucy Cavendish College	0.2%	2%
Magdalene College	1.6%	7%
New Hall	0.7%	3%
Newnham College	1.6%	6%
Pembroke College	1.3%	5%
Peterhouse	1.6%	9%
Queens' College	1.6%	4%
Robinson College	3.5%	16%
St Catharine's College	5.5%	20%
St Edmund's College	1.3%	10%
St John's College	0.6%	1%
Selwyn College	4.4%	17%
Sidney Sussex College	3.7%	16%
Trinity College	6.5%	14%
Trinity Hall	3.1%	11%
Wolfson College	1.7%	6%